

7. After using, please wipe the trousers or arm-cover with alcohol or wet cloth to keep it clean and durable. Do not use any chemical solvents to clean the device. It is suggested that you cool the trousers or arm-cover in air before storing it up.
8. Never use in wet or damp condition!

VII. Service & Maintenance

1. The warranty period for the controller box is one year. For the expired products or non-warranty items, we will be responsible for the maintenance or replacement, but the spare parts and labor cost will be for the buyer's account. Contact the sales agent if you want to add more or buy it.
2. We do not offer warranty service in any of the following cases:
 - A. Malfunctions caused by unauthorized dismantle or refit;
 - B. Malfunctions caused by careless beating or drop;
 - C. Malfunctions caused by lack of reasonable maintenance;
 - D. Malfunctions caused by wrong operations.

Notice: Any changes upon designs and specifications of this system are not subject to prior notice.

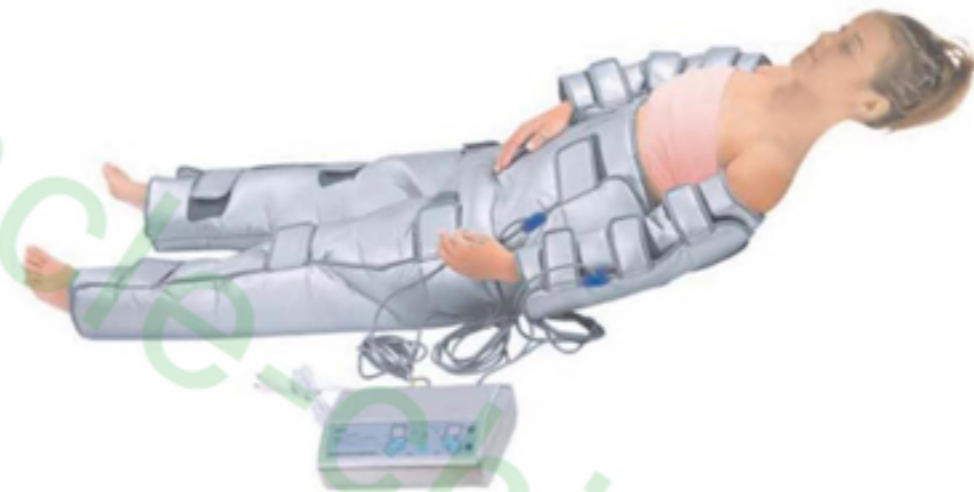


ML-814 PENGUIN SUIT

THERMAL-814

FIR BODY-SHAPING SYSTEM

OPERATION MANUAL



ML-814 PENGUIN SUIT

WARNING!!! Never leave the product UNATTENDED if in use!!!

THERMAL-814 FIR BODY-SHAPING SYSTEM

I. Work Theory

The utilization of Far Infrared Ray (FIR) has been proved to be one of the most effective & secure scientific methods for weight-losing or body-shaping. All the life-forms on earth naturally have activation of cells and flourishing metabolism with the radiation of FIR. FIR has the function of radiation or irradiation and it penetrates organizations under skin, muscle, bone and entrails resulting in calefaction and heat moxibustion that may speed up blood circulating, cell activating and metabolizing of cells. It has good effects on diminishing inflammation, acesodye, sterilization, dispersal of blood siltation, wound cure, obesity treatment or weight-losing etc..

This system adopts well-distributed FIR heating conductor with advanced artificial intelligence control system for the adjustment of FIR heating temperatures to meet different requirements of people. When the activity frequency between molecules & atoms from cells becomes unanimous with FIR frequency, the energy will be rapidly absorbed by organism cells, resulting in resonance and more fierce molecule oscillation. Thus, cells of organizations are activated, catabolism is enhanced and unwanted fat is decomposed accordingly.

This system has been innovated sharply aiming at modern disease caused by modern civilization. It has both functions of health care and obesity cure or weight losing without any side effects upon human body. Therefore, it is a kind of ideal and effective modern hi-tech system generally used in beauty salons or weight losing centers.

This system is specially designed according to the requirements of USA and Italy clients. It adopts the first-class intelligent control

Channel working indicating light (green) is on, will the machine have started heating.

6. When the slimming work is finished, it will sound 3 times to inform the user.
7. The default temperature when starting the apparatus is 42 °C while the default time is 40 minutes.

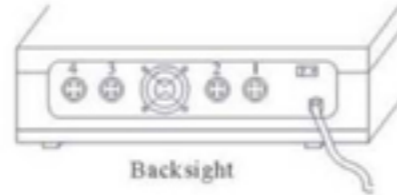
VI. Cautions

Plug the four-core pins into the socket at the back of the controller box correctly before starting the apparatus. Press ON/OFF key each time when the work is done and then turn off the chief switch at the rear part of the controller box.

1. This product is not medical equipment and can not be used for medical purpose.
2. Do not use this product as ordinary home electric trousers or arm-cover and sleep in it whole night.
3. For patients with all kinds of diseases, please consult with doctors before applying this item
4. In case no human body is wrapped by the trousers or arm-cover, the temperature will surpass the set degree a little; In case any human's body is wrapped in it, the temperature will reach the set degree. There is minor difference between them which is normal;
5. Before applying some weight loss medicine or something like paste on human body or using other beauty salon apparatuses as pre-treatment or post treatment, please do consult your physician or beautician and they will make a professional and reasonable arrangement plan for you.
6. Please inspect if the trousers or arm-cover is in good condition before using. If there is any damage and can not be applied, please take it back to the supplier.

V. Operating Procedure

1. Plug the four-core pins of the arm-cover and slimming trousers into the socket at the back of the controller box. Channel ① and ② correspond to the arm-cover while channel ③ and ④ correspond to the trousers. Please note that the pins can only be put into the socket when the concave slot on the pins and the protruding poles on the socket fit each other right. At SPA centers or beauty salons, it is suggested that you wrap your body with a layer of one-off thin film before wrapping the body with the slimming trousers and the arm-cover. In case applying at home, you can just wear your underwear when slimming.
2. Plug the pins into the power socket and turn on the chief switch at the rear part of the controller box. Then, the “power” indicating light (red) will be shining. But the apparatus will not work at this moment. After that, press the “ON/OFF” keys on the panel and set the time and temperature.
3. At this moment, the machine will show channel “1” automatically. Then press “Timer” ▲ ▼ keys to set working time. Five minutes increases or decreases for each press. After that, press “Temperature” ▲ ▼ keys to set working temperature. For each press, the temperature will increase or decrease for 1 °C. The temperature can be adjusted according to customer’s particular requirements.
4. Press the “Start/stop” key to start the apparatus. Then the channel working indicating light “1” (green) will be shining. This indicates that the heating has started.
5. Re-press “Channel” key and then repeat the procedure 3,4,5 to set and start channel ②、③、④ respectively. Only when the



technology and the four sections of human body can be controlled under three different temperature with the timer. Ultra-low volts (less than 36V) is applied with this system without any safety worries. Therefore, it becomes the first consideration of choice in beauty salons and weight loss places in Europe and America.

II. Features

1. Enhancing redox of body and preventing fat from deposited in the body;
2. Quickening up lipolysis, sweating and their excretion;
3. Activating organizations of body and their functions; Discharging deposited waste in body such as heavy metal, poisons while activating hormone & ferment;
4. Speeding up metabolism while eliminating tiredness and enhancing nutrition absorbability;
5. Bringing about physical therapy against myalgia & neurosis; Balancing autonomic nervous system; Improving muscle, lactic acid and liver functions while removing nervous mood;
6. Improving immunoreaction system while restraining cancer;
7. Eliminating pain and inflammation;
8. Recovering of organization functions of the body.

III. Technical Data

Input volts: AC100V~120V 60HZ or 220V~240V 50HZ

Output volts: DC36V

Power: 330W (Max.)

Self-control temperature: 30 °C -60 °C

Time setting: 5-95 minutes

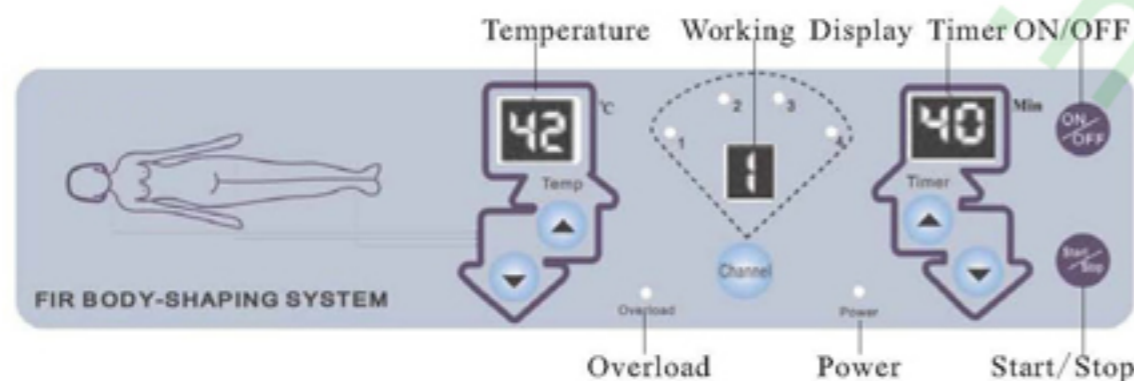
①、②、③、④ Totally four separate channels for different heating units

IV. System Composition & Functions

1. Controller box

- 1). Controller box-- Adjusting and controlling of temperature and time of each channel.
- 2). FIR slimming trousers and arm-cover -- Heating waist, buttocks, lower limbs and upper limbs with FIR and enhance lipolysis, sweat and their discharge; Discharging deposited waste in body such as heavy metal, poisons and activating hormone & ferment; Speeding up metabolism, alimentation, eliminating tiredness and enhancing nutrition absorbable; Burning and decomposing unwanted fat; Shaping a slender, beautiful and healthy figure.

2. Panel Display



PH-2A Panel Displays

Function of the keys:

- | | |
|----------------------------|---|
| ON/OFF key | Press ON/OFF to switch on or off the system. |
| Channel setting key | Select and set the channel ①、②、③、④. |
| Temperature key | Press ▲ key to increase while press ▼ to decrease the temperature, 1 °C each press. |
| Timer key | Press ▲ key one time to increase 5 minutes while press ▼ to decrease 5 minutes each time. |
| Start/stop key | Press Start/stop key to start the instrument after setting the channel and temperature. |

- 1). Turning on the power switch on the rear part of the controller box, the power indicating light "**Power**" will be on while the fan inside start working, but the digital tubes are still off. Then press "**ON/OFF**" key on the panel, the default time will be set at **40** minutes and the default temperature **42 °C**. After setting the relevant channel, press "**Start/Stop**" key, then the relevant channel will start heating while the channel indicating light is on;
- 2). **Channel display**: There are four LED lights indicating the channels at work. When any of the four channels are at work, the relative LED light will be shining accordingly. If any of the channels stops heating, the relative LED light will be off automatically;
- 3). **Temperature display**: the left double digital tube indicates the temperature of the relative channel set at work. The default temperature is 42 °C when turning on the controller box;
- 4). **Time display**: the right double tube shows the time left to go (counted by minutes) for the relevant channel set at work. The default time is 40 minutes when turning on the apparatus;
- 5). **Overload display**: the LED light indicates the state of power supply. When the power surpasses 330W, the LED light will be on while the buzzer starts sounding.
- 6). When the working time is over, the buzzer will buzz for 3 times while the digital tube indicates the relevant channel No. And then the time will go to "**0**";
- 7). If short circuit occurs for any channel, the channel will stop working.

MIRACLE CO.,LTD

Address: Room B601 Hengsheng Building B , No.
205 Huanshi Zhong Road Guangzhou China
/POST NO.:510010

TEL:86-20-86673107 FAX:86-20-86672750

Email: admin@miracle-china.com

Skype: miracle-china

MSN:china.miracle@hotmail.com QQ:286372662

<http://www.miracle-china.cn>

www.miracle-china.cn