

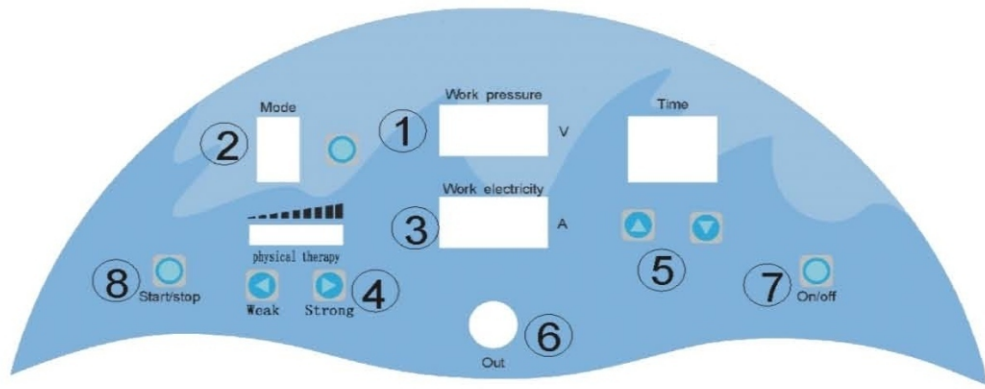
FOOT-BATH DETOX.

The amazing detox machine.

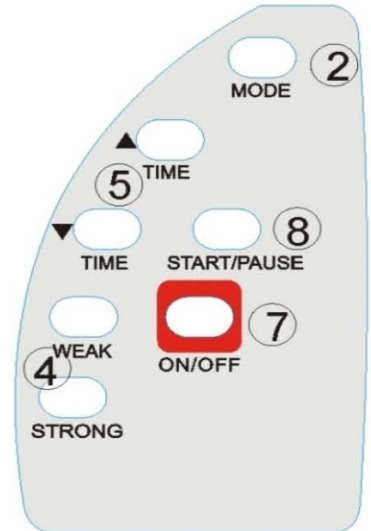
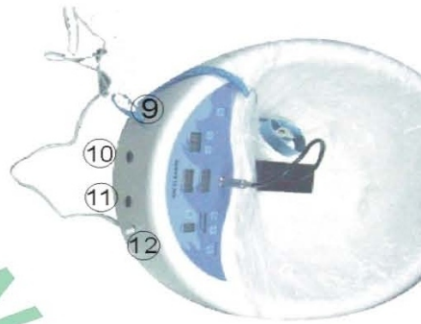


*BEFORE use, please read through this
introduction manual.

Http://www.miraclechina.com



- 1.work pressure
- 2.mode
- 3.work electricity
- 4.physical therapy
- 5.time
- 6.signal receiver
- 7.on/off
- 8.start/stop
- 9.the hole for wrist belt
- 10.the hole for array
- 11.the hole for power
- 12.massage slice



The main parts to the Ion-Cleanse are:

- 1) Controller; (Foot bath)
- 2) Electrode Plate; (Array) - White or Black available
- 3) Wrist Monitor - Blue or Black
- 4) Remote control
- 5) Slice for physical therapy; One pair (adhesive) - White
- 6) Power Supply



Mode choices:

1. All Positive 100%+ (for clinic test)
2. All Negative 100% - (for clinical test)
3. 70% Positive & 30% Negative - (recommended for normal healthy people)

WE SUGGEST CUSTOMERS USE MODE 3, it's the most suitable level for use in the home or business situations.

4. Setting for cleansing (15+ / 10- / 5+ Min. = 30 Min.)
5. Therapy for heavy cleansing (10- / 15+ / 5- Min. = 30 Min.)


If the reaction from the muscle test is positive at first, please choose mode "4", and alternatively choose mode "5"

To begin normal use:

1. Place a plastic bag in the basin, and fill in water of approximately 40°C
2. Connect the array and static wrist strap to the main CONSOLE.
3. Put the array in the water and the wrist strap under the hand.
4. Place the feet in the water & press the power button "ON/OFF".
5. Set to mode 3, the time is automatically set to 30 minutes.

But can be changed if required.

( up and  down changes time period)

6. Press the  start key to begin:
7. Check the A reading to ensure the ion rates are within normal 1.5~2.0A. If below 1.2 A, please add a little salt (about 1-2g, don't add too much).
8. When A reads over 2.8A (possibly the salt added was too much), the machine will stop automatically. To continue, change water to reduce the salt concentration.

Reasons for detoxification

The healthy life of people depends on the balance of electricity in the body. A healthy person should have 80% negative electricity (usually called negative ions) and 20% positive electricity (positive ions). However the human body is somewhat like a giant magnet that attracts and holds onto toxins. Some such toxins are heavy metals, partially oxidized fats,

around for many decades. It is this technology that is the secret to success in the Ion-cleanse process by using an alternative positive and negative ion charge during the same treatment. This important discovery now makes it possible to remove unwanted toxic material from the body, regardless of the electrical charges the toxins may hold.

The theory of operation behind the Ion-Cleanse

The Ion-Cleanse process is an amazing cleansing method for detoxifying your entire body by bathing your feet in warm water while using positive and negative ions from an ion generator. This process is also known as electrolysis. The array element is the actual ion generator and sits down into the water bath, creating the ion charge and flow within that solution. It connects to the Ion-Cleanse, which controls the array element ion flow exchange.

Ions are charged atoms that have gained or lost an electron, which causes them to set up a electrostatic field capable of attracting and neutralizing oppositely charged particles and so pulling them out of the body through a process called osmosis. Osmosis is a scientific term used to describe the movement of particles through a cellular membrane from a higher concentration to a lower concentration. The lower concentration in this case refers to the ion field set up by the system in the water. Often at times it is possible to reduce pain and swelling, edema and other symptoms caused by a long-term lifestyle and a chronic toxic build up in the body. The long-term effectiveness of the detoxification process also depends on other life enhancing and life style changes that the patient is willing to make.

Toxin Analysis

During use the water will change colour because there are impurities and chemical substances in the water which can induce a colour change. Our body is made up of around 70% water, which is an absolutely necessary for life. The toxin produced from our body is not dissimilar to that of water. When bathing the feet, the toxins in the water adhere to the container or the edges of the electrode plate. These toxins from the body

white foam, white cheese-like particles, black flecks, red flecks, bubbles of differing colours and brown particles may be seen in the bath.

Color reference:

Yellow-green = toxins from the kidney, bladder urinary tract, female prostate

Orange = toxins from joints

Brown = toxins from liver, tobacco, cellular debris

Black = toxins from liver, gall bladder

Dark Green = toxins from gall bladder

White Foam = Mucus from lymph

White Speckles = Mostly yeast

Black Speckles = Heavy metals

Red Speckles = Blood clot material

What does the session feel like?

Most people do not feel any sensation, although sensitive people may feel a slight tingling in the feet. After the 30 minute session the feet usually feel wonderful!

Why is salt added to the water?

Pure Water is a poor conductor of electricity. To improve the conductivity salt is required. As a general guide a quarter to one level teaspoon of salt is sufficient, however this may vary depending on your water condition.

The basic reason for a muscle test

Some people have serious health problems or may experience sensitivity to the electrostatic field. When under the care of a doctor, or having chemotherapy treatment, we suggest that a muscle test is undertaken before use and the doctor agrees to the Use of the Ion-Cleanse.

Muscle therapy pads

Are only required when the Ion-Cleanse is set to the special therapy levels. Modes (4 or 5).

The slices may be used in combination with the footbath. Place slices around area to be treated, adjust the intensity with left and right blue arrows.

Why does the water change color?

When we perspire our sweat is clear. The waste from our bodies reacts with the water causing color changes. Part of the color change is attributable to

the properties of the water supply and the natural decomposition of the array when the ions are produced.

Who should not use the Ion-Cleanse?

The Ion-Cleanse is safe to use by most people, except maybe in the case of

- During pregnancy (or suspected pregnancy)
- People with a pacemaker
- People with implanted organs or steel plates or joints
- People with epilepsy
- People undergoing any form of radiotherapy or chemotherapy
- People with type 1 Diabetes
- People with open wounds on their feet
- If you are unsure please check with your G.P or Specialist.

Caution

Please note as following:

It should maintain normal blood pressure when making any medicine treatments. It must use before the medicine treatment to bath feet by the ion cleanse to keep a natural blood pressure.

If low blood pressure, please eat something first. The machine may decrease blood sugar.

The pregnant or lactation women mustn't use it, because it maybe dredge out the toxins of the tissue and block producing milk nutrition that is necessary to the infant body. Although it don't be proved with bad impaction, but for safety, we suggest not to use it.

It can be used to the person who is suffering kidney dialysis, hormone insulin medicament and the heart symptom like congestive and half-baked. The machine can help the body to get rid of the toxin that cannot be cleaned by the kidney and heart. It will not impact the medicine treatment and decrease the index of insulin. Someone who accept the replanting surgical of the metal arthrosis, if feel uncomfortable under the magnetic, please stop the foot bath at once.

After use, please make up nutrition absorption such as vitamin, mineral, fatty acid and etc to promote the body metabolism and eject the toxin by itself.

Usage Suggestions:

Children over the age of 3 can use the machine, preferably with Adult supervision. However the time period should be shortened.

People less than 50 years old should use the Ion-cleanse every 3 days for 14 times. Take a break and start again after 3 weeks.

People over 50 years old should also use the Ion-cleanse every 3 days for 14 times. Then recommence after 2 weeks.

Cleaning and Maintenance:

The outer shell of the element array is made of acrylic that can be cleaned by washing in warm water and cleaner. Keep the top 1cm above the water level (connection cable). Add one teaspoon of white acidic powder, or one half tablespoon Array element cleaner to the cleaning water and leave to soak for $\frac{1}{2}$ hour minimum or over night. It is recommended to clean the Ion-cleanse after every 5-10 uses. The electrode array may need to be replaced after frequent use (approximately 50 times). This will depend on the water quality and if salt has been added to the water in use.

Please contact the distributor if you experience any other troubles.

Storage

Clean the electrode array before storage. Please note that it cannot be fully immersed into water for washing (keep the cable end dry). You can use a cleaning aid (the distributors can supply) for periodic cleaning of the array. Please keep the array in a dry area when it is not in use.

***Do not* submerge the bath in water as this may cause the display and electronic components to be damaged.**

Troubleshooting the ION-Cleanse

Trouble situation	Solve by
Display non-operational	Please check the power supply plug and adaptor to ensure the plugs are inserted completely.
OFF is displayed, but no action	<ol style="list-style-type: none">1. Press the left key "START".2. Check the connection of the wrist belt.3. Place the feet in the water basin.4. Make sure if A shows between 1.2A~2.3A.
Array non-operational	Check the connection to the Console, or check if the array has been damaged during the cleaning process.
Invalid Keys	Please turn off the power supply for 30 seconds, and restart it after changing the water. Please check if the Console has overheated, if so you should turn it off and allow it to cool down. Then recommence operation.

Enjoy the Pleasure of using the ION-Cleanse Footbath.

MIRACLE CO.,LTD

Address: Room B601 Hengsheng Building B , No. 205 Huanshi Zhong Road Guangzhou China
/POST NO.:510010

TEL:86-20-86673107 FAX:86-20-86672750

Email: admin@miracle-china.com

Skype: miracle-china

MSN:china.miracle@hotmail.com QQ:286372662

<http://www.miracle-china.cn>